



# COMESA - United Arab Emirates Trade Relations

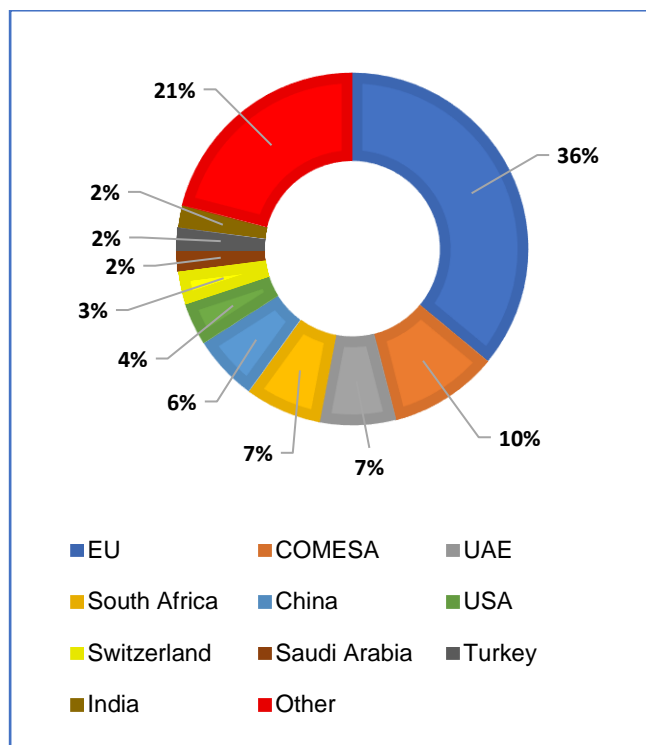


## 1. INTRODUCTION

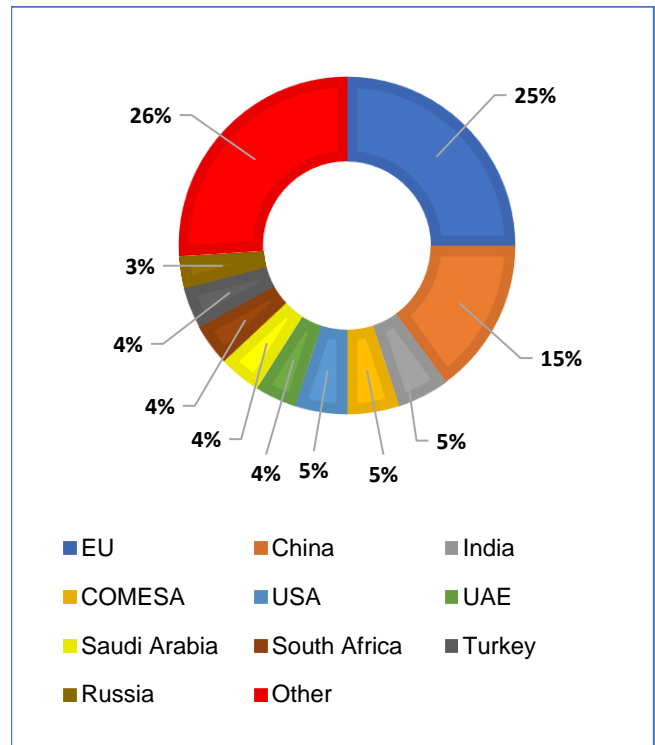
United Arab Emirates (UAE) is one of COMESA's top export and import trading partner over the past years. In 2019, UAE consumed US\$10 billion of the products produced by COMESA and had a market share of 7% in the trading bloc. The top export products include, gold, petroleum oils - crude, copper refined, cobalt oxides, diamonds, jewelry, meat of sheep and goats and tea. On the other hand, COMESA sources goods worth US\$12 billion and had a market share of 4%. The top import products include, cigars, petroleum oils, cellphones, motor vehicles, polymers of ethylene and propylene, jewelry, parts and accessories for tractors, and Sulphur.

The charts below highlights COMESA top export and import markets 2019

**Chart 1: COMESA Top Export Markets**



**Chart 2: COMESA Top Import Sources**



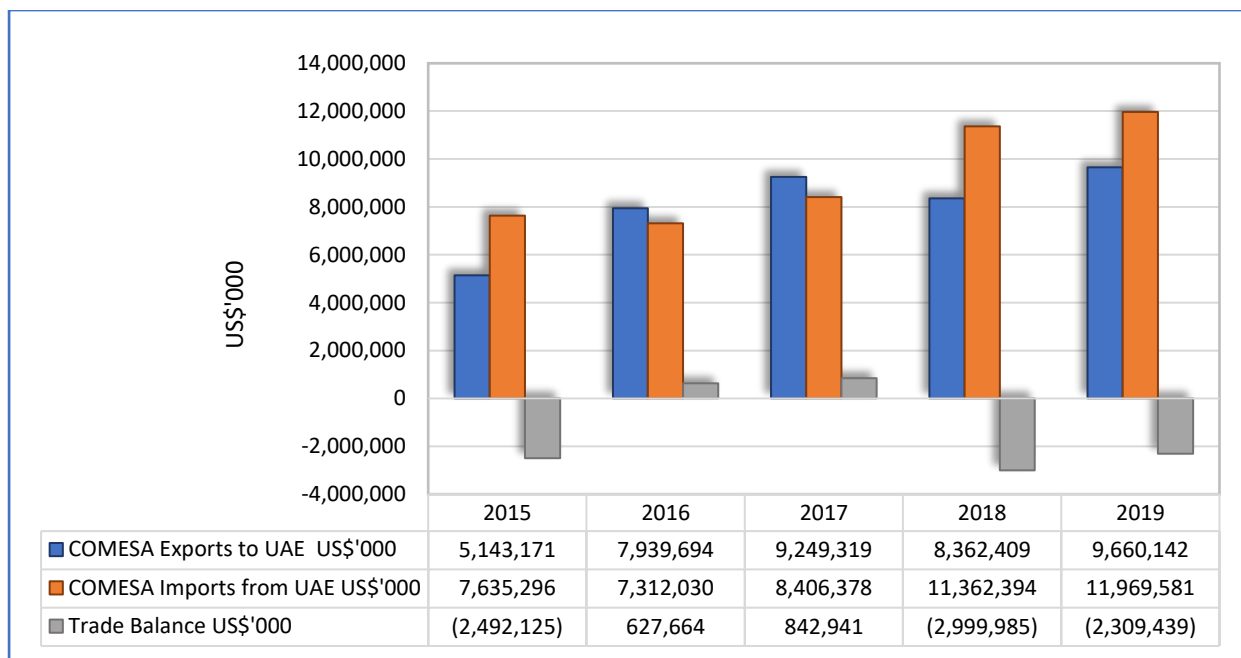
**Source:** COMSTAT Database

## 2. COMESA - UAE TRADE TRENDS

In 2019, COMESA total trade with UAE amounted to US\$ 47 billion (exports & imports). Goods exports totaled \$15 billion; goods imports totaled \$9 billion. COMESA goods trade deficit with UAE was \$18 billion.

The chart below highlights the bilateral trade trend between COMESA and the UAE.

**Chart 3: COMESA-UAE Trade Trend: 2015 – 2019**

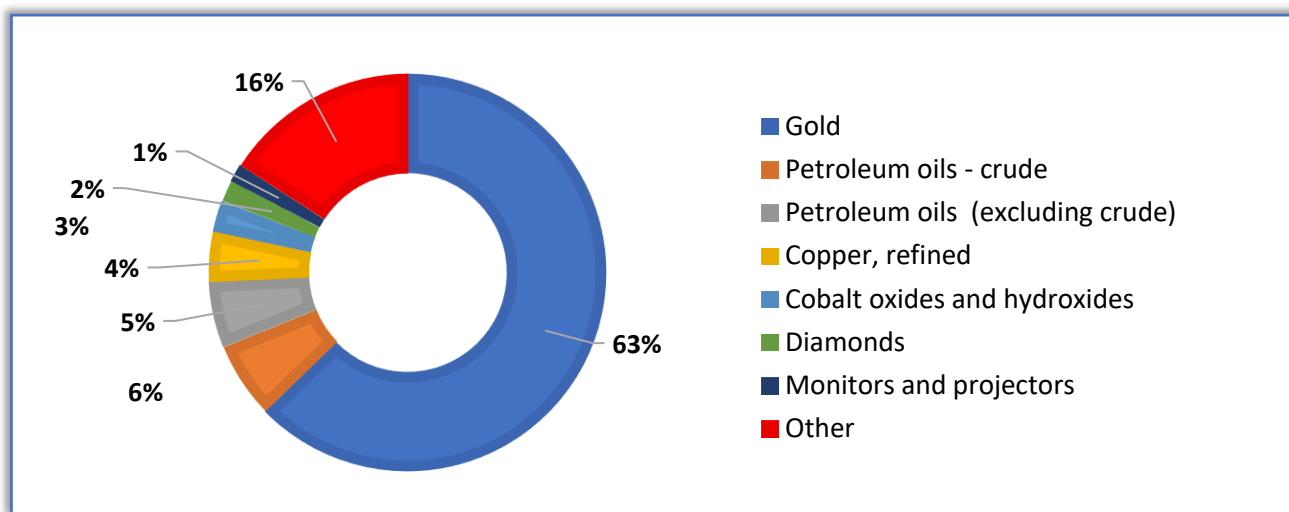


**Source:** UNCOMTRADE, ITC Trademap

### 3. COMESA TOP EXPORT PRODUCTS TO UAE

The top export categories (4-digit HS) in 2019 were: gold, petroleum oils - crude, copper refined, cobalt oxides, diamonds, jewelry, meat of sheep and goats and tea. Chart 4 below shows the top COMESA export products to UAE.

**Chart 4: COMESA top export products to UAE– 2019**



**Table 1: COMESA Top export products to UAE - 2018**

Product label	Value in 2019 US\$'000
Gold	6,087,484
Petroleum oils - crude	597,888
Petroleum oils (excluding crude)	524,337
Copper, refined	395,530
Cobalt oxides and hydroxides	246,692
Diamonds	166,405
Monitors and projectors	143,807
Jewellery	133,253
Copper, unrefined	99,797
Meat of sheep or goats, fresh, chilled or frozen	89,154
Other oil seeds and oleaginous fruits	77,430
Tea, whether or not flavoured	57,615
Swedes	53,289
Citrus fruit, fresh or dried	37,868
Dates, figs, pineapples, avocados, guavas, mangoes and mangosteens, fresh or dried	35,547
Insulated	32,837
Furniture	32,135

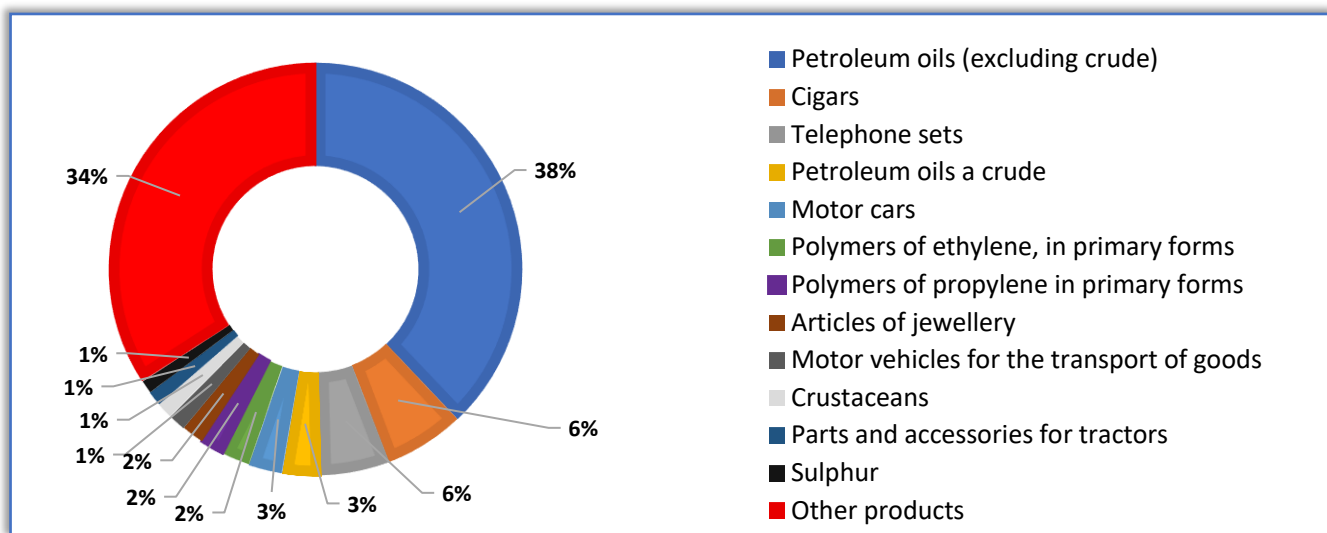
**Source:** UNCOMTRADE, ITC Trademap

Table 3 above, shows the top import products (4-digit HS) in 2018 which were: telephone sets, diodes, tyres, yarn, iron products and woven fabrics, among others.

#### 4. COMESA TOP IMPORT PRODUCTS FROM UAE

The top import categories (4-digit HS) in 2019 were: cigars, petroleum oils, cellphones, motor vehicles, polymers of ethylene and propylene, jewelry, parts and accessories for tractors, and sulphur. Chart 5 below shows the top COMESA import products from UAE.

**Chart 5: COMESA top import products from UAE - 2019**



**Table 2: COMESA Top import products from UAE - 2018**

Product label	Value in 2019 US\$'000
Petroleum oils (excluding crude)	4,520,948
Cigars	750,212
Telephone sets	638,433
Petroleum oils a crude	364,847
Motor cars	308,158
Polymers of ethylene, in primary forms	262,062
Polymers of propylene in primary forms	224,587
Articles of jewelry	209,329
Motor vehicles for the transport of goods	158,318
Crustaceans	153,239
Parts and accessories for tractors	137,039
Sulphur	121,726
Acyclic hydrocarbons	109,327
Automatic data-processing machines	105,207
Mineral or chemical nitrogenous fertilisers	98,759
Milk and cream, concentrated	91,605
Medicaments	80,308
Gold	72,560
Mineral or chemical fertilisers	67,216
Dried leguminous vegetables, shelled, whether or not skinned or split	67,097
Packaging materials	66,423
Petroleum gas and other gaseous hydrocarbons	60,290

**Source:** UNCOMTRADE, ITC Trademap

## 5. COMESA EXPORT POTENTIAL TO UAE

The products with greatest export potential from COMESA to United Arab Emirates are Gold, semi-manufactured, for non-monetary purposes, Copper cathodes, and Diamonds, worked. Other products include horticultural products - oranges, lemons & limes, grapes, pears, apples, plums, avocados.

\*\*\*\*\*

**Disclaimer:** The designations employed and the presentation of material in this publication do not imply the expression of any opinions whatsoever on the part of the Secretariat of CBC concerning the legal status of any country, territory, city or area, or its authorities or concerning the delimitation of its frontiers or boundaries.

Although CBC has gone to great lengths to make sure the information in this report is accurate, it cannot guarantee that the information is complete and updated. Due to no-availability of data in some instances, estimates have been used. CBC is therefore not liable for any opinions or information in this report.

\*\*\*\*\*