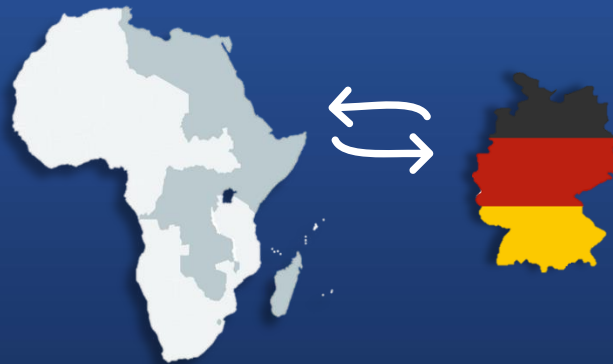




COMESA - Germany Trade Relations



1. INTRODUCTION

Germany is one of COMESA's top export and import trading partner over the past years. According to Trademap, in 2019, Germany was the 6th top export destination for COMESA, consumed US\$ 7,5 Billion worth of products from the bloc. The top export products include petroleum oils – crude, Insulated wire, coffee, parts and accessories for tractors, motor vehicles, and parts for machinery. On the other hand, COMESA sourced goods worth US\$8.1 billion. The top import products include, motor cars and other motor vehicles, medicaments consisting of mixed or unmixed products, tractors, insulated "incl. enamelled or anodised" wire, cable, electrical apparatus for switching or protecting electrical circuits, and motor vehicles for the transport of goods

The charts below highlights COMESA top export and import markets 2019

Chart 1: COMESA Top Export Markets

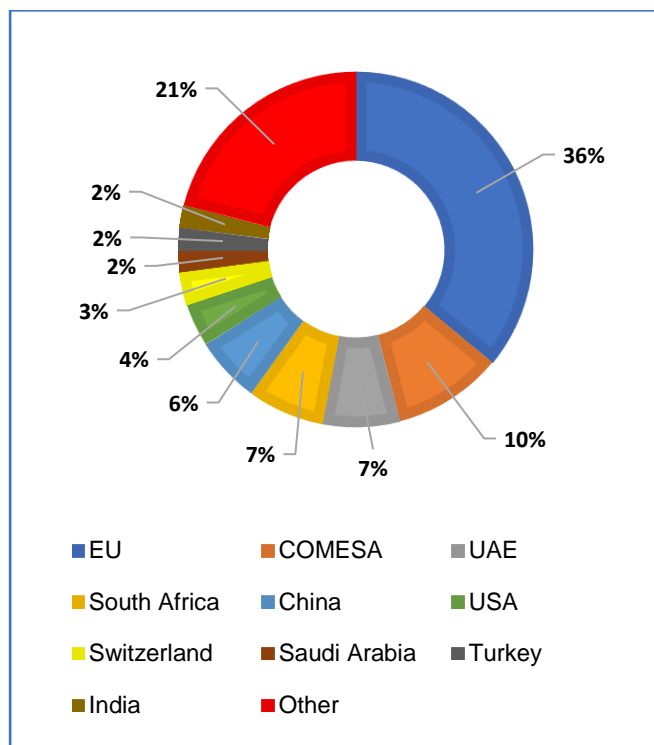
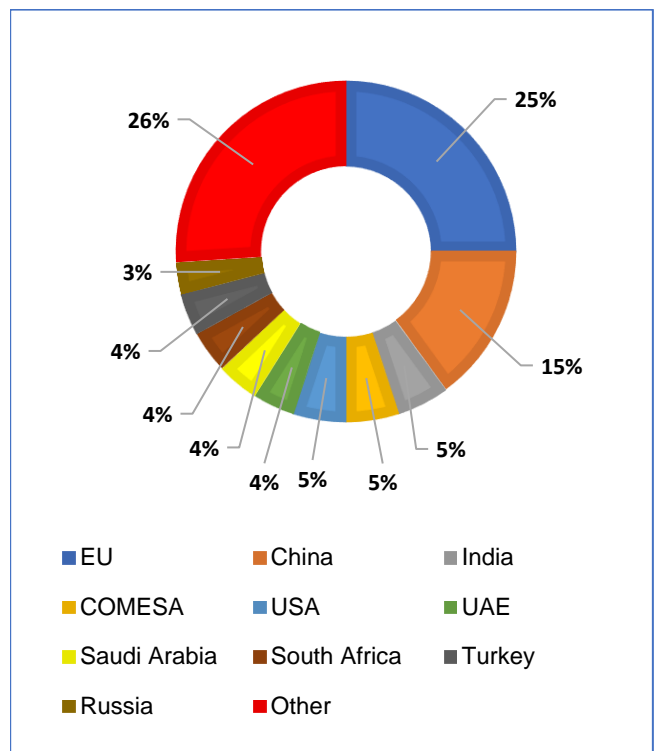


Chart 2: COMESA Top Import Sources



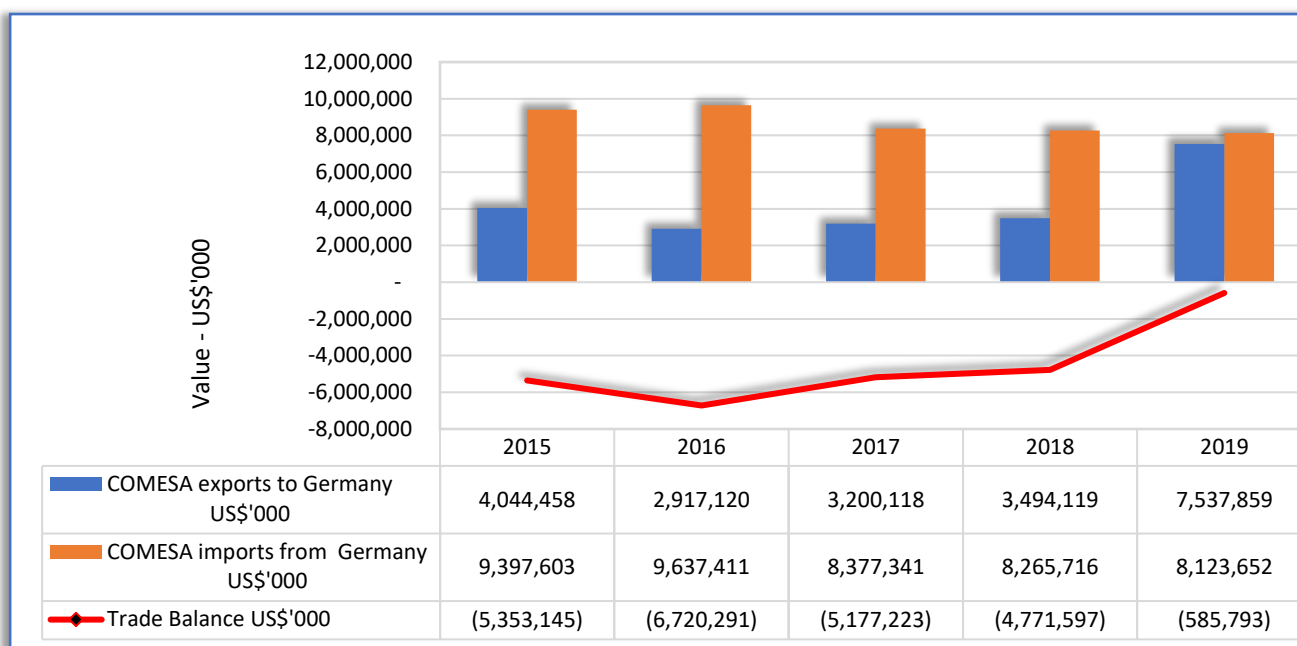
Source: COMSTAT Database

2. COMESA-GERMANY TRADE TREND

In 2019, COMESA total trade with Germany amounted to US\$ 15,7 billion (exports & imports). Goods exports totaled \$7.5 billion; goods imports totaled \$8.1 billion. COMESA goods trade deficit with Germany was \$586 thousand.

The chart below highlights the bilateral trade trend between COMESA and Germany.

Chart 3: COMESA - Germany Trade Trend: 2015 – 2019



Source: UNCOMTRADE, ITC Trademap

3. COMESA TOP EXPORT PRODUCTS TO GERMANY

The top export categories (4-digit HS) in 2019 were: petroleum oils – crude, Insulated wire, coffee, parts and accessories for tractors, motor vehicles, and parts for machinery. Table 1 below shows the top COMESA export products to Germany.

Table 1: COMESA Top export products to Germany – 2019

Product label	Value in 2019 US\$'000
All products	7,537,859
Petroleum oils and oils obtained from bituminous minerals, crude	4,326,911
Insulated wire, cable "incl. coaxial cable"	835,434
Coffee, whether or not roasted	235,690
Men's or boys' suits, ensembles, jackets	223,963
Parts and accessories for tractors, motor vehicles	105,897
Petroleum oils and oils obtained from bituminous minerals (excluding crude)	99,344
Parts for machinery	84,692
Vanilla	75,315
Footwear	72,530
Jerseys, pullovers, cardigans, waistcoats	65,114

Electrical apparatus for switching or protecting electrical circuits	64,996
Electric motors and generators (excluding generating sets)	63,026
Women's or girls' suits, ensembles, jackets	52,436
Tracksuits, ski suits, swimwear and other garments	42,687
Tricycles, scooters, pedal cars	38,229
Electrical transformers, static converters	36,981

Source: UNCOMTRADE, ITC Trademap

4. COMESA TOP IMPORT PRODUCTS FROM GERMANY

The top import categories (4-digit HS) in 2019 were: Motor cars and other motor vehicles, Medicaments consisting of mixed or unmixed products, Tractors, Insulated "incl. enamelled or anodised" wire, cable, Electrical apparatus for switching or protecting electrical circuits, and Motor vehicles for the transport of goods.

Table 2 below shows the top COMESA import products from Germany .

Table 2: COMESA Top import products from Germany – 2018

Product label	Value in 2019 US\$'000
All products	8,123,652
Motor cars and other motor vehicles	746,232
Medicaments consisting of mixed or unmixed products	521,694
Tractors (other than tractors of heading 8709)	288,554
Insulated "incl. enamelled or anodised" wire, cable	216,356
Electrical apparatus for switching or protecting electrical circuits	181,674
Motor vehicles for the transport of goods	169,026
Instruments and appliances used in medical, surgical, dental or veterinary sciences	146,259
Centrifuges, incl. centrifugal dryers	143,042
Dishwashing machines; machinery for cleaning or drying bottles	141,266
Wheat and meslin	127,240
Electrical transformers, static converters	115,290
Machines and mechanical appliances	104,791
Parts and accessories for tractors	104,538
Milk and cream, concentrated	101,889
Special purpose motor vehicles	94,725
Diagnostic or laboratory reagents on a backing	82,913
Pumps for liquids	80,836
Boards, panels, consoles, desks, cabinets	71,533
Printing machinery	71,148
Tubes, pipes and hoses, and fittings	70,157
Taps, cocks, valves and similar appliances for pipes	70,149

Insecticides, rodenticides, fungicides, herbicides, anti-sprouting products	69,630
Prepared binders for foundry moulds or cores	68,450
Articles of iron or steel	67,690
Articles of plastics	67,444

Source: UNCOMTRADE, ITC Trademap

5. COMESA COUNTRIES EXPORT VALUES TO GERMANY

COUNTRY	Value in 2019 US\$'000
Libya, State of	4,386,707
Tunisia	2,117,553
Egypt	1,609,382
Madagascar	213,141
Ethiopia	163,775
Kenya	155,291
Malawi	97,176
Uganda	95,186
Zambia	87,376
Congo, Democratic Republic of the	77,758
Mauritius	62,751
Zimbabwe	47,605
Burundi	15,710
Rwanda	14,133
Sudan	13,923
Comoros	8,192
Eswatini	6,218
Somalia	3,102
Seychelles	2,346
Djibouti	427
Eritrea	127

Source: UNCOMTRADE, ITC Trademap

6. TOP COMESA COUNTRIES SOURCING FROM GERMANY

COUNTRY	Value in 2019 US\$'000
Egypt	4,046,493
Tunisia	1,626,000
Libya, State of	484,379
Kenya	392,944
Ethiopia	344,070
Sudan	174,191
Mauritius	161,965
Uganda	122,430
Seychelles	94,374
Congo, Democratic Republic of the	89,672
Zambia	71,365
Rwanda	63,632
Madagascar	58,844
Zimbabwe	36,702
Malawi	34,014
Somalia	30,704
Djibouti	18,741
Burundi	14,965
Eritrea	14,354
Eswatini	9,273
Comoros	920

Disclaimer: The designations employed and the presentation of material in this publication do not imply the expression of any opinions whatsoever on the part of the Secretariat of CBC concerning the legal status of any country, territory, city or area, or its authorities or concerning the delimitation of its frontiers or boundaries.

Although CBC has gone to great lengths to make sure the information in this report is accurate, it cannot guarantee that the information is complete and updated. Due to no-availability of data in some instances, estimates have been used. CBC is therefore not liable for any opinions or information in this report.
