



COMESA - CHINA Trade Relations

1. INTRODUCTION

China is one of COMESA's top export and import trading partner over the past years. In 2018, China consumed 6% of the products produced by COMESA and had a market share of 20% in the trading bloc. The top export products include, petroleum oils – crude, cobalt mattes, copper refined & unrefined, copper ores & concentrates, sesamum seeds, cobalt ores & concentrates, fresh oranges, zinc ores & concentrates and natural gas – liquified. On the other hand, the top import products include, cellphones, footwear, pneumatic tyres, liquid crystal devises, telecommunication equipment, arc lamps, scooters and photovoltaic cells.

The charts below highlights COMESA top export and import markets.

Chart 1: COMESA Top Export Markets

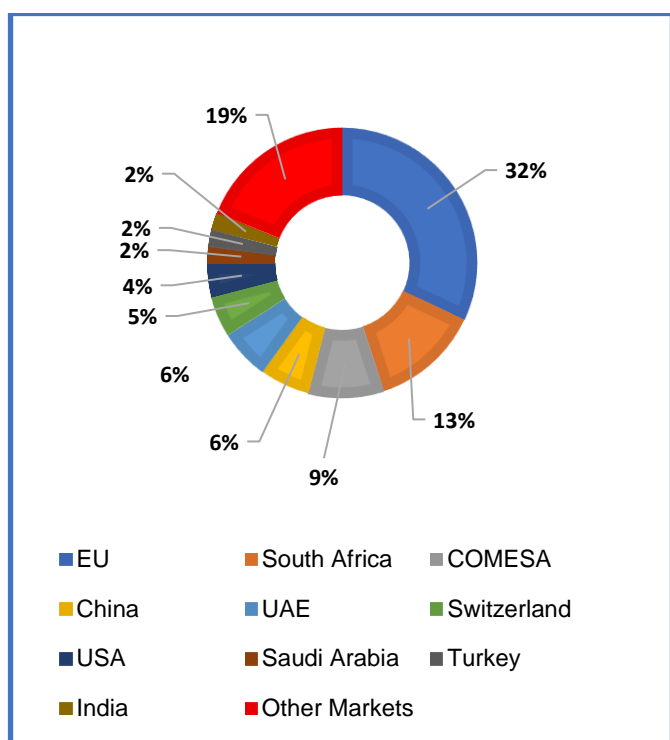
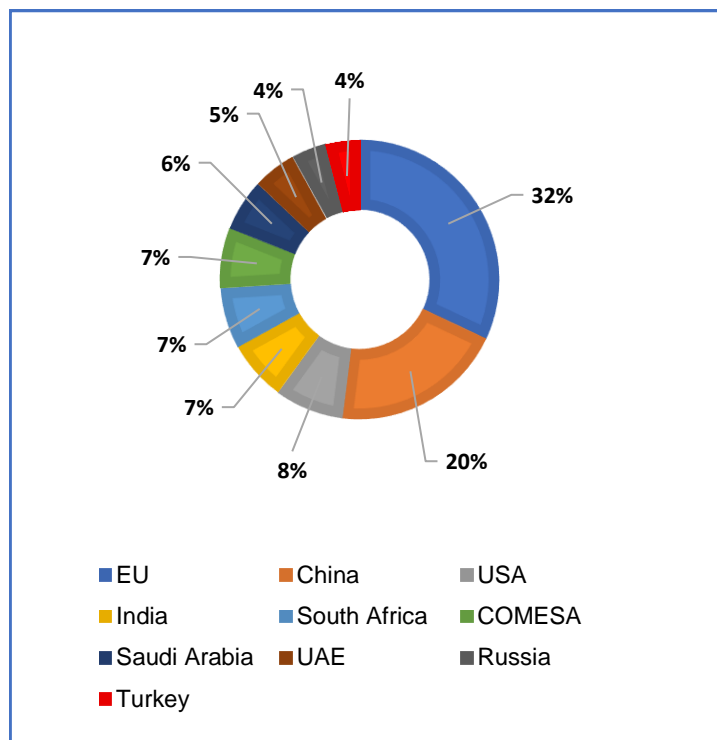


Chart 2: COMESA Top Import Sources



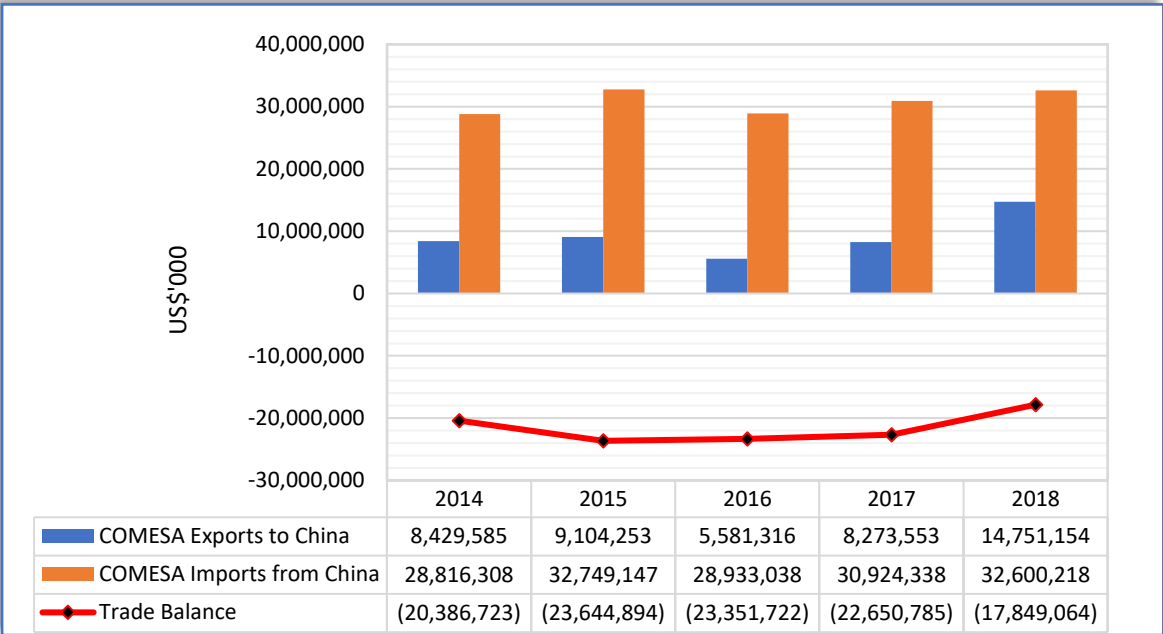
Source: COMSTAT Database

2. COMESA-CHINA TRADE TREND

In 2018, COMESA total trade with China amounted to US\$ 47 billion (exports & imports). Goods exports totaled \$15 billion; goods imports totaled \$9 billion. COMESA goods trade deficit with China was \$18 billion.

The chart below highlights the bilateral trade trend between COMESA and China.

Chart 3: COMESA-China Trade Trend: 2014 – 2018

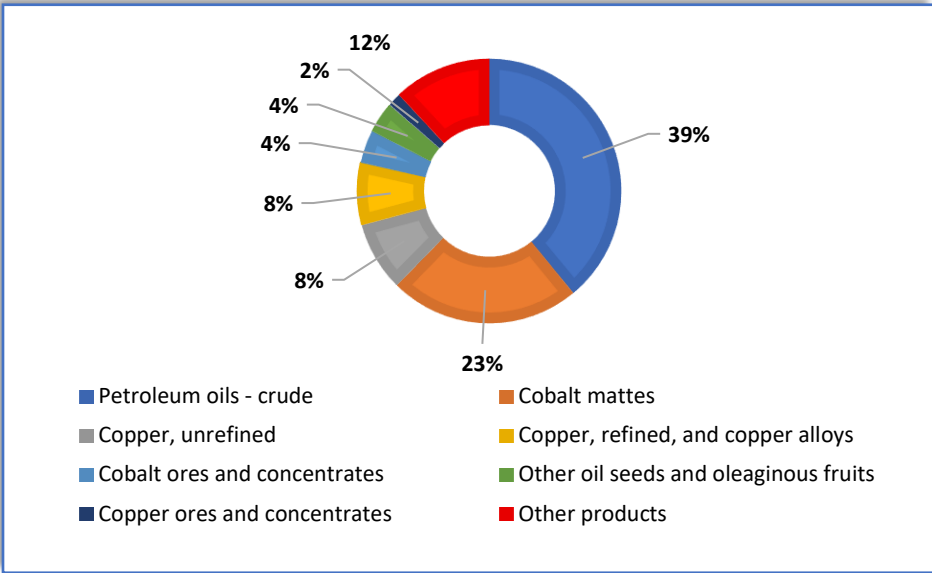


Source: UNCOMTRADE, ITC Trademap

3. COMESA TOP EXPORT PRODUCTS TO CHINA

The top export categories (4-digit HS) in 2018 were: petroleum oils (crude), cobalt mattes & ores, refined copper & ores, oil seeds, citrus fruits, and niobium, among other. Chart 4 below shows the top COMESA export products to China.

Chart 4: COMESA top export products to China– 2018



Source: UNCOMTRADE, ITC Trademap

4. COMESA TOP IMPORT PRODUCTS

Table 1: COMESA Top import products from China – 2018

Product label	Value in 2018 US\$'000
Telephone sets	2,430,897
Diodes, transistors and similar semiconductor devices	717,531
New pneumatic tyres, of rubber	638,222
Synthetic filament yarn	613,578
Flat-rolled products of iron	485,003
Structures and parts of structures of iron	462,507
Woven fabrics of synthetic filament yarn	447,398
Polyacetals	407,100
Telecommunication reception apparatus	399,769
Automatic data-processing machines	390,951
Men's or boys' suits	381,758
Footwear	370,366
Self-propelled bulldozers, angledozers, graders, levellers, scrapers, mechanical shovels, excavators	365,065
Parts and accessories for tractors, motor vehicles	339,421
Woven fabrics	338,355
Electrical transformers	334,361

Source: UNCOMTRADE, ITC Trademap

Table 3 above, shows the top import products (4-digit HS) in 2018 which were; telephone sets, diodes, tyres, yarn, iron products and woven fabrics, among others.

5. COMESA MEMBER STATES TOP EXPORT PRODUCTS TO CHINA

The top 5 China import suppliers from the COMESA countries for 2019 were: Libya (\$4.7 billion), DRC (\$4.4 billion), Zambia (\$3.3 billion), Egypt (\$997 million) and Zimbabwe (\$974 million). Table 2 below shows the import values from each COMESA country and the top product lines.

Table 2: China Import Sources and Top Products traded

	US\$'000 value (2019)	Top Products
Libya	4,765,665	Petroleum oils- crude, marble, unwrought zinc alloys waters, hydraulic power engines and motors.
DRC	4,436,613	Cobalt mattes, copper refined, petroleum oil – crude, copper ores and concentrates, cobalt ores and concentrates.
Zambia	3,298,462	Copper - unrefined & refined, copper, refined, in the form of cathodes and sections of cathodes, manganese ores and

		concentrates, copper alloys unwrought, wood in the rough, copper ores and concentrates.
Egypt	996,819	Petroleum - crude, fresh or dried oranges, natural gas, liquefied, marble and travertine merely cut, medium oils and preparations.
Zimbabwe	974,025	New pneumatic tyres of rubber, structures and parts of structures of iron or steel, motor vehicles, sodium cyanide, semi-milled or wholly milled rice, road tractors for semi-trailers, insecticides.
Sudan	740,420	Petroleum oils – crude, sesamum seeds, cotton - neither carded nor combed, oilcake and other solid residues, groundnuts, crude groundnut oil.
Ethiopia	343,911	Sesamum seeds, leather, coffee, niobium, tantalum, soya beans, groundnuts, footwear.
Eritrea	209,892	Zinc ores & concentrates, copper ores and concentrates, immunological products, trunks, suitcases, vanity cases, executive cases.
Tunisia	208,770	Telecommunication equipment, men's or boys' trousers, electrical switches, women's or girls' trousers, men's or boys' shirts of cotton, steering wheels for tractors motor vehicles.
Madagascar	204,557	Unwrought nickel, chromium ores and concentrates, crustaceans, niobium, tantalum, vanadium, cobalt mattes, natural graphite, mica.
Kenya	181,207	Titanium ores and concentrates, niobium, tantalum, vanadium, tanned or crust hides and skins of bovine, iron ores and concentrates, tanned or crust hides and skins of goats, coconut, cut flowers, tea.
Uganda	42,278	oil seeds, Tanned or crust hides and skins of bovine & goats, Niobium, tantalum, vanadium, Coffee, Live plants, Plates of non-cellular plastics. Fish fillets, Tungsten ores and concentrates.
Mauritius	38,862	T-shirts, singlets & vests, copper - refined, and copper alloys unwrought, men's or boys' suits jackets, flours of meat, men's or boys' shirts, cane or beet sugar, frozen fish, jerseys, pullovers, cardigans, waistcoats.
Rwanda	35,063	Niobium, tantalum, vanadium, tungsten ores and concentrates, tanned or crust hides and skins of bovine & goats, coffee, waste and scrap, of copper, precious stones and semi-precious stones, parts and accessories, quartz.

Djibouti	20,136	Copper - unrefined, marble, chromium ores & concentrates, precious stones, electrical transformers, live fish, transmission shafts.
Somalia	18,638	Molluscs, Lac - natural gums, resins, gum-resins, balsams, oil seeds, tanned or crust hides and skins of goats & reptiles, Frozen fish, Precious stones and semi-precious stones. Niobium, tantalum, vanadium or zirconium ores and concentrates
Malawi	15,708	Unmanufactured tobacco, Tea, Unwrought lead, Tanned or crust hides and skins of bovine, Precious stones and semi-precious stones, Lead ores and concentrates, Quartz, Ores and concentrates.
Burundi	12,945	Niobium, tantalum, vanadium, Tea, Vermiculite, perlite, Tanned or crust hides and skins of bovine & reptiles, Tungsten ores and concentrates, Tin ores and concentrates, Coffee, Precious-metal ores and concentrates.
Eswatini	766	Undenatured ethyl alcohol, electronic integrated circuits, machines for the manufacture of semiconductors, electrical apparatus for switching or protecting electrical circuits, instruments and apparatus for measuring flow & level, pressure.
Seychelles	68	Undenatured ethyl alcohol
Comoros	32	Essential oils

Source: UNCOMTRADE, ITC Trademap

6. COMESA MEMBER STATES IMPORT PRODUCTS FROM CHINA

The top 5 China export markets in the COMESA countries for 2019 were: Egypt (US\$12.2 billion), Kenya (US\$4.9 billion), Libya (US\$2.5 billion), Ethiopia (US\$2.3 billion), and Sudan (US\$2.3 billion). Table 3 below shows the export values to each COMESA country and the top product lines.

Table 2: China export markets and top products traded

Country	US\$'000 Value (2019)	Top Products
Egypt	12,217,146	Mobile telephones, liquid crystal devices, pile fabrics of man-made fibres - knitted or crocheted, tricycles, scooters, filament yarn of polyester.
Kenya	4,984,585	Woven fabrics of synthetic filament yarn, Footwear, Telephone sets, New pneumatic tyres, Men's or boys' suits,

		Flat-rolled products of alloy steel, Trunks, suitcases, vanity cases, executive-cases, briefcases.
Libya	2,453,887	tableware and kitchenware of porcelain, reception apparatus for television, window or wall air conditioning machines, footwear, jerseys, pullovers, cardigans, waistcoats, new pneumatic tyres of rubber.
Ethiopia	2,322,761	Men's or boys' jackets and blazers, Women's or girls' wind jackets, Medium oils and preparations, of petroleum, Structures and parts of structures of iron or steel, Motor vehicles, Parts of telephone sets.
Sudan	2,292,123	Men's or boys' trousers, new pneumatic tyres, of rubber, footwear, woven fabrics containing, motorcycles, flat-rolled products of alloy steel other than stainless, women's or girls' dresses of cotton.
Djibouti	2,210,291	Flat-rolled products of iron or non-alloy steel, footwear, furniture, men's or boys' suits, men's or boys' suits, women's or girls' suits, woven fabrics of artificial staple fibres, woven fabrics of synthetic filament yarn.
DRC	2,077,308	Crushing or grinding machines for solid mineral substances, structures and parts of structures of iron or steel, footwear, dumpers for off-highway use, motorcycles.
Tunisia	1,365,185	Polyethylene terephthalate - in primary forms, mobile telephones, machines for the reception of voice, parts of telephone sets, data-processing machines, bars and rods of alloy steel, base stations of apparatus for the transmission or reception of voice.
Madagascar	1,073,077	Carded or combed yarn of fine animal hair, flat-rolled products of iron or non-alloy steel, woven fabrics of cotton, Fabrics-knitted or crocheted, footwear, woven fabrics of synthetic filament yarn, medicaments.
Zambia	970,303	Telecommunication equipment, tubes & pipes of cast iron structures and parts of structures of iron or steel, road tractors for semi-trailers, bars and rods of alloy steel.
Mauritius	804,584	Woven fabrics of cotton, telecommunication reception apparatus, telephone sets, bars of aluminium, diodes, furniture, automatic data-processing machines, footwear.
Uganda	741,310	Footwear, electrical transformers, insulated cables, monitors and projectors, structures and parts of structures of iron & steel, desks, parts suitable for use solely or principally with electric motors, hydraulic turbines, telephone sets, medicaments.

Somalia	732,058	Woven fabrics of artificial staple fibres, flat-rolled products of iron or non-alloy steel, new pneumatic tyres, woven fabrics of synthetic filament yarn, furniture, blankets & travelling rugs, telephone sets.
Zimbabwe	368,353	Tobacco - unmanufactured, chromium ores and concentrates, ferro-chromium, nickel ores and concentrates, smoking tobacco, cotton - neither carded nor combed.
Rwanda	264,786	Frozen fish, new pneumatic tyres of rubber, flat-rolled products of iron or non-alloy steel, telephone sets, motor vehicles, structures and parts of structures, steam or other vapour generating boilers, prepared or preserved fish.
Malawi	260,095	Flat-rolled products of iron or non-alloy steel, New pneumatic tyres, Woven fabrics of synthetic filament yarn, Medicaments, T-shirts, Women's or girls' suits, Telephone sets.
Comoros	73,681	Telephone sets, Furniture, Unglazed ceramic flags and paving, Sanitary towels (pads) and tampons, Ceramic building bricks, flooring blocks, Seats.
Burundi	66,387	Medicaments, new pneumatic tyres, tracksuits, machinery (- for sorting, screening, separating, washing), prepared or preserved meat, reception apparatus, automatic data-processing machines, footwear.
Seychelles	65,308	Manufactured tobacco, containers for the transport of fluids, packaging material, structures and parts of structures e.g. bridges, molluscs, furniture, electrical ignition or starting equipment.
Eritrea	48,608	New pneumatic tyres of rubber, grinding balls and similar articles for mills of iron or steel, polyethylene, parts of machinery, books, telecommunication equipment.
Eswatini	42,469	Woven fabrics of cotton, vegetable alkaloids, carboxamide-function compounds, carboxylic acids, nucleic acids and their salts, woven fabrics of cotton, heterocyclic compounds with oxygen hetero-atom, woven fabrics of artificial staple fibres, new pneumatic tyres.

Source: UNCOMTRADE, ITC Trademap

7. COMESA EXPORT POTENTIAL TO CHINA

The products with greatest export potential from COMESA to China are Copper cathodes, Unrefined copper, and Cobalt mattes & intermediate products; cobalt, powder, unwrought.

8. OVERVIEW OF EXPORTING FOOD & BEVERAGES TO CHINA



Disclaimer: The designations employed and the presentation of material in this publication do not imply the expression of any opinions whatsoever on the part of the Secretariat of CBC concerning the legal status of any country, territory, city or area, or its authorities or concerning the delimitation of its frontiers or boundaries.

Although CBC has gone to great lengths to make sure the information in this report is accurate, it cannot guarantee that the information is complete and updated. Due to no-availability of data in some instances, estimates have been used. CBC is therefore not liable for any opinions or information in this report.
